

How to Control Messages

You Can Decide:

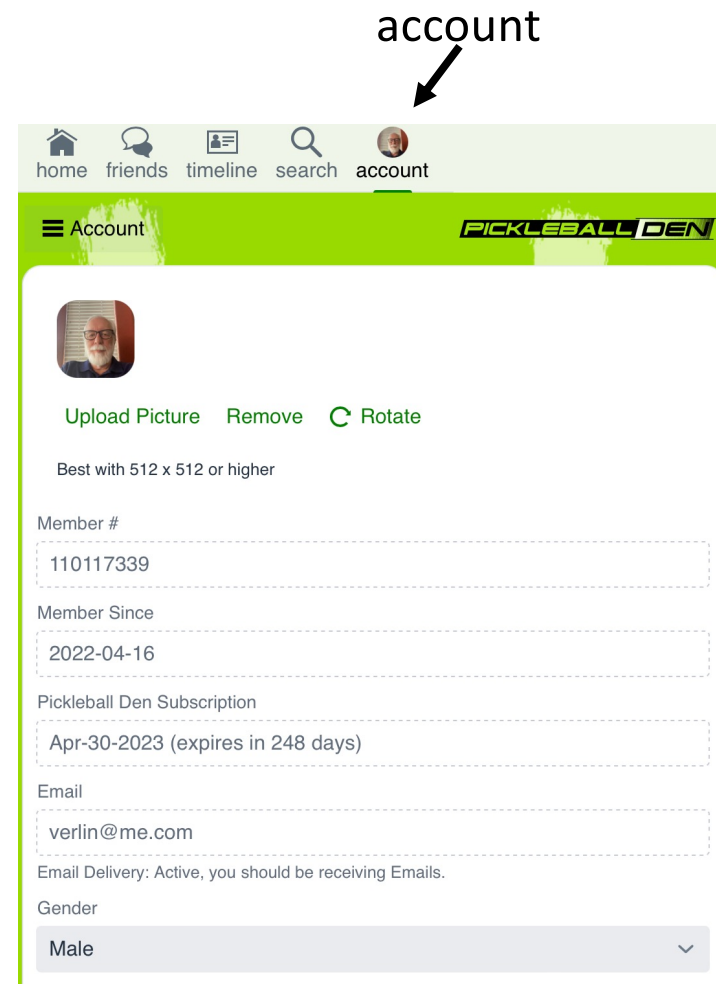
The Den's job is to keep you informed about playing opportunities.

In a large club there are lots of these opportunities and you may want to control the number of messages you get.

You are in complete control – you can decide how many and where they go.

First: Click **“account”**

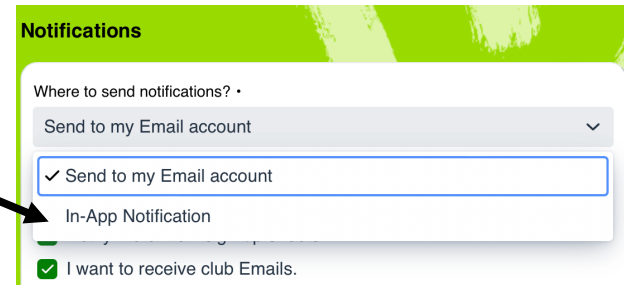
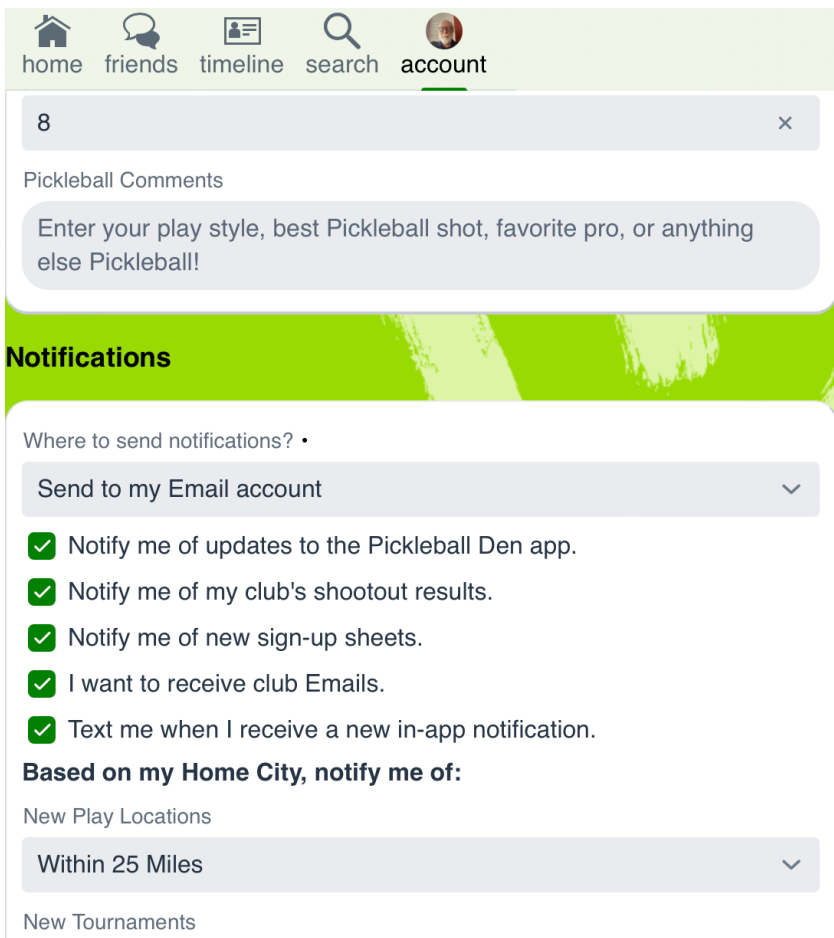
Scroll down until you get to a section called **“Notifications”**



Notifications:

First under notifications is a box that says by default **“Send to my Email account”**

*You can change that to **“In-App Notifications”** if you only want to see notices when you open the app. (If you don't open the app, you don't see any notifications.)*



Then you have a series of green boxes with check marks.

Three say “Notify me of...”:

Updates to the Den app (when something about the app changes)

Club shootout results (for when shootout results are posted – for competitive groups)

New sign-up sheets (for when new sign-up sheets are posted for groups you belong to)

The last two let you turn off (or leave on) **club emails – and text notifications.**

Experiment – you can always change them.